

CLASH



max. working pressure

maksimum çalışma basıncı

10 bar

max. working temperature

maksimum çalışma sıcaklığı

95 °C

all dimensions are in

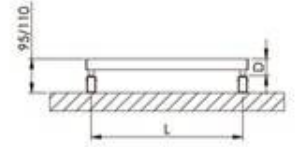
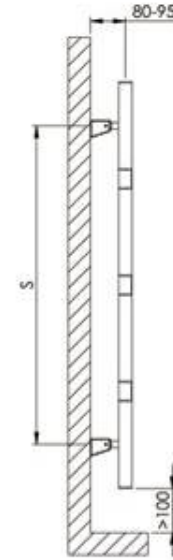
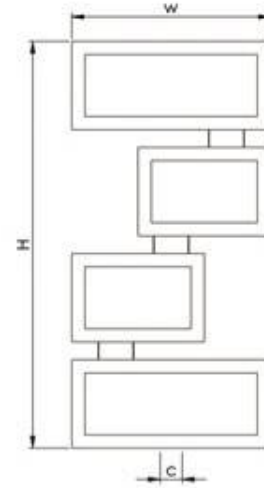
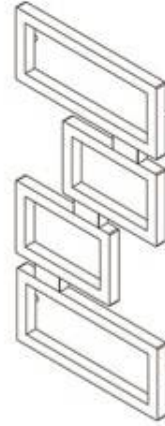
anma ölçüsü

mm.

connections

bağlantılar

1/2"



material malzeme	finish yüzey	installation montaj tipi	warranty garanti
stainless steel paslanmaz çelik	satın polished / satine polisaj mirror polished / ayna polisaj	vertical / dikey	10 years / 10 yıl

Product Code
Ürün Kodu

CLS0450092004

Width Genislik	Height Yükseklik	Depth Derinlik	Conn Centers Bağlantı Aksı	Tube Quantity Boru Sayısı	Thermal Power Isıl Güç		
W	H	D	C		btu	k/cal	watt
450	920	45	50	4	1162	293	340

EN 442 ΔT 60 °C [90/70-20 °C]

ΔT 50 °C [75/65-20 °C] heat output conversion factor $T=0.78$
ısı gücü çevrim katsayısı $T=0.78$